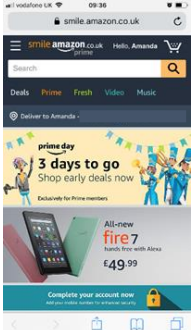


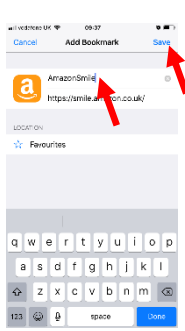


Fundraising On Your iPhone With Amazon Smile

By making your Amazon purchases through **AmazonSmile** you can raise money for Preschool! *Unfortunately* when you buy through the Amazon app we don't get the fundraising commission. You have to do buy through the **AmazonSmile** webpage.

Here's a quick and easy way to get round this if you have an iPhone / iPad! We are sure there are similar ways to do this on other smart phones and tablets.

<p>1. On your iPhone open the webpage https://smile.amazon.co.uk in Safari.</p>	
<p>2. Tap on the  icon at the bottom and select 'Add Bookmark'.</p>	
<p>3. Rename the Bookmark whatever you would like to call it 😊 and press Save.</p>	
<p>4. The AmazonSmile icon will now be on your Homescreen.</p> <p>You can then add to your basket using the Amazon app, then click on the AmazonSmile icon where your items will still be in your basket and complete your purchase.</p> <p>Why not give it a go!!!!!!</p>	